

Türk Patoloji Dergisi

Official Journal of the Federation of Turkish Pathology Societies

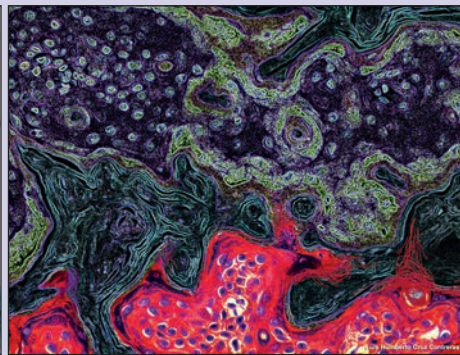
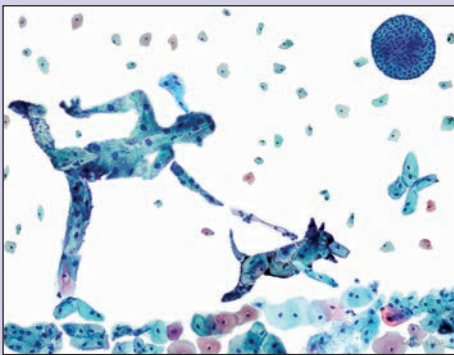


TURKISH JOURNAL OF PATHOLOGY

JANUARY 2019

VOLUME 35

NUMBER 1



Differential Expression of EGFR-1, MMP-3, and MMP-9 in Spontaneous Abortions, Induced Abortions, and Tubal Pregnancies

Diagnostic Value of Glucose Transporter 1 (GLUT-1) Expression in Nested Variant of Urothelial Carcinoma

Detection of Anaplastic Lymphoma Kinase Gene Re-Arrangement in Non-Small Cell Lung Carcinoma in the Indian Population: Comparison of Techniques and Immunohistochemistry Clones

Proliferation Marker (Ki67) in Sub-Categorization of Neuroendocrine Tumours of the Lung

Clinical Significance of Granulation Pattern in Corticotroph Pituitary Adenomas

Placenta, Secret Witness of Infant Morbidities: The Relationship Between Placental Histology and Outcome of the Premature Infant

Frozen Section Evaluation in Head and Neck Oncosurgery: An Initial Experience in a Tertiary Cancer Center



Turkish Journal of Pathology

Official Journal of the Federation of Turkish Pathology Societies


Published three issues per year



Editor-in-Chief	Ümit ÇOBANOĞLU	Karadeniz Technical University	(drumitcoban@yahoo.com)
Editors	Alp USUBÜTÜN	Hacettepe University	(ausubutu@hacettepe.edu.tr)
	Fazilet KAYASELÇUK	Başkent University	(faziletks@yahoo.com)
Associate Editors	Kutsal YÖRÜKOĞLU	Dokuz Eylül University	(kutsal.yorukoglu@deu.edu.tr)
	Funda DEMİRAG	Atatürk Chest Dis.&Chest Surg. ERH	(fundademirag@yahoo.com.tr)
	Peyker DEMİRELİ	Celal Bayar University	(peykerdemireli@hotmail.com)
	Sergülen DERVİŞOĞLU	İstanbul University	(sergulend@yahoo.com)
	Başak DOĞANAVŞARGİL	Ege University	(bdoganavsargil@yahoo.com)
	Aydın İŞİSAG	Celal Bayar University	(aydinisisag@superonline.com)
	Özgür METE	University of Toronto	(ozgurmete77@gmail.com)
	Tolgay ÖCAL	Mayo Clinic	(tolgay@cox.net)
	Önder ÖNGÜRÜ	Gülhane Training and Research Hospital	(onguruo@yahoo.com)
	Erdener ÖZER	Dokuz Eylül University	(erdener.ozer@deu.edu.tr)
	Özgül SAĞOL	Dokuz Eylül University	(ozgul.sagol@deu.edu.tr)
	Selda SEÇKİN	Bozok University	(seckinselda@gmail.com)
Banu SİS	University of Alberta	(bsis@ualberta.ca)	
Aykut ÜREN	Georgetown University	(au26@georgetown.edu)	
Ekrem YAVUZ	İstanbul University	(yavuze@istanbul.edu.tr)	
International Editorial Board	Volkan ADSAY	Emory University	United States
	Sylvia L. ASA	Ontario Cancer Institute	Canada
	Liliane BOCCON-GIBOD	Armand Trousseau Children's Hospital	France
	Nesimi BÜYÜKBABANI	İstanbul University	Turkey
	Eduardo CALONJE	St Thomas' Hospital	United Kingdom
	Fatima CARNEIRO	University of Porto	Portugal
	Christopher P. CRUM	Harvard Medical School	United States
	Beyhan DEMİRHAN	Başkent University	Turkey
	Ahmet DOĞAN	Mayo Clinic	United States
	Arzu ENSARİ	Ankara University	Turkey
	Jonathan I. EPSTEIN	Johns Hopkins University	United States
	Yener S. EROZAN	Johns Hopkins University	United States
	Vincenzo EUSEBI	University of Bologna	Italy
	Agnes FOGO	Vanderbilt University	United States
	Andrew FOLPE	Mayo Clinic	United States
	Maria Pia FOSCHINI	University of Bologna	Italy
	Gökhan GEDİKOĞLU	Hacettepe University	Turkey
	David J. GRIGNON	Indiana University	United States
	Ömer GÜNHAN	Gülhane Training and Research Hospital	Turkey
	Işın KILIÇASLAN	İstanbul University	Turkey
	Günter KLÖPPEL	Technical University of Munich	Germany
	Işinsu KUZU	Ankara University	Turkey
	Daniela MASSI	University of Florence	Italy
	Şükrü Oğuz ÖZDAMAR	Bülent Ecevit University	Turkey
	Anil Vasdev PARWANI	University of Pittsburgh	United States
	Raymond W. REDLINE	Case Western Reserve University	United States
	Miguel REYES-MÚGICA	Yale University	United States
	Hemamali SAMARATUNGA	University of Queensland	Australia
	Aydın SAV	Acibadem University	Turkey
	Fernando SCHMITT	University of Porto	Portugal
	Hiroyuki SHIMADA	Childrens Hospital Los Angeles	United States
	Manuel Sobrinho SIMÕES	University of Porto	Portugal
Figen SÖYLEMEZOĞLU	Hacettepe University	Turkey	
Ayşegül ŞAHİN	MD Anderson Cancer Center	United States	
Henry TAZELAAR	Mayo Clinic	United States	
Tarık TİHAN	University of California	United States	
Toyonori TSUZUKI	Nagoya Daini Red Cross Hospital	Japan	
Nükhet TÜZÜNER	İstanbul University	Turkey	
Gordan M. VUJANIC	Cardiff University	United Kingdom	
Suzan ZORLUDEMİR	Çukurova University	Turkey	

Turkish Journal of Pathology

Official Journal of the Federation of Turkish Pathology Societies



Advisory Board of This Issue	Mustafa Fuat AÇIKALIN Fatma ÖZ ATALAY Kemal BAKIR Hüseyin BALOĞLU Ebru ÇAKIR Kemal DENİZ Fatma Hüsnüye DİLEK Güliden DİNİZ Selma Erdoğan DÜZCÜ	Özgür EKİNCİ Funda EREN Derya GÜMÜRDÜLÜ Sibel Elif GÜLTEKİN İclal GÜRSES Aylin HEPER Mehmet KEFELİ Nalan NEŞE Yasemin ÖZLÜK	Sara PAKBAZ Burçin PEHLİVANOĞLU Özlen SAĞLAM Sülen SARIOĞLU Gaye Güler TEZEL Havva Serap TORU Haldun UMUDUM Ali VERAL Gülçin YEĞEN
Senior Consultant in Biostatistics	Ergun KARAAĞAOĞLU	Hacettepe University	Turkey
Consultant in Biostatistics	Jale KARAKAYA	N. Anıl (BARAK) DOLGUN	Sevilay KARAHAN Eda KARAİSMAİLOĞLU
Redaction	Aytaç YILDIZELİ	Dr. Aydın YULUĞ	

 Turkish Journal of Pathology has been a member of the DOI® system since March 2010.

 iThenticate is used by Turkish Journal of Pathology to prevent scientific misconduct and to detect plagiarism.



This journal is a member of, and subscribes to the principles of, the Committee on Publication Ethics (COPE) www.publicationethics.org

Owner on behalf of Federation of the Turkish Pathology Societies

Kemal BAKIR

SANKO Üniversitesi Tıp Fakültesi, Tıbbi Patoloji Anabilim Dalı,
27090 Şehitkamil, Gaziantep, Turkey Tel: +90 (342) 211 65 00

Publishing Manager

H. Sıtkı TUZLALI

Vali Konağı Caddesi, Ferah Sokak, Doğu Sitesi B1 Blok Daire: 5,
Nişantaşı, İstanbul, Turkey

Head Office

Sezai Selek Sokak, Sevim Apt, No: 7/1, Nişantaşı, İstanbul, Turkey

Editor-in-Chief

Ümit ÇOBANOĞLU

Karadeniz Teknik Üniversitesi, Tıp Fakültesi,
Tıbbi Patoloji Anabilim Dalı,
61080 Trabzon, Turkey

Publishing House

BULUŞ Tasarım ve Matbaacılık

Bahriye Üçok Caddesi No: 9/1, Beşevler, 06500, Ankara, Turkey
Tel: +90 (312) 223 55 44 +90 (312) 222 44 06
Fax: +90 (312) 222 44 07 E-mail: bulus@bulustasarim.com.tr

Publication Type

Periodical

Published three issues per year: January, May, September

AIMS AND SCOPE

The Turkish Journal of Pathology (<http://www.turkjpath.org>) (ISSN:1018-5615; E-ISSN:1309-5730) is the official journal of the Federation of Turkish Pathology Societies (<http://www.turkpath.org.tr>). The establishment of the Federation of Turkish Pathology Societies in 2006 has led to the merging of the three national pathology journals of the time (Türk Patoloji Dergisi, Patoloji Bülteni and the Aegean Pathology Journal) to create a new journal with larger potential for index entry. Turkish Journal of Pathology is published three issues per year in January, May, and September since 1985. The journal has also been available on-line since 1985 and published only electronically as of January 2017. The journal does not have article processing charges (APCs) nor article submission charges.

The Journal's aims are to publish articles in all fields of diagnostic pathology including autopsy, cytology and molecular pathology. The Journal is open to all studies using immunohistochemical, ultrastructural techniques and molecular biology methods in the diagnostic pathology field. Studies that recommend new techniques and methods, electronic education, and quality control and quality assurance-related studies are also within the journal's scope.

Articles published in this journal are evaluated in an independent and unbiased, double blinded peer-reviewed fashion by an advisory committee. Articles are published mainly in two categories: (1) "Original Articles" (clinical and laboratory studies), and (2) "Case Reports". Occasional "Invited Reviews", "Meetings and Conference Reports", "Book Reviews", "Biographies" and "Letters to the Editor" (opinions, interpretation and new information on various aspects of pathology) may also be published. All articles must be written in English, and should include abstracts and key words. Articles must be in accordance with the "International Committee of Medical Journal Editors: Uniform Requirements for Manuscripts Submitted to Biomedical Journals" (<http://www.icmje.org/>). Study protocol for human experimentation must conform to the ethical guidelines established in the "World Medical Association Declaration of Helsinki" (<http://www.healthscience.net/resources/declaration-of-helsinki/>).

The Turkish Journal of Pathology is indexed by the Web of Science-Emerging Sources Citation Index, National Library of Medicine-Medline/Pubmed, HINARI, Elsevier - SCOPUS, Index Copernicus, DOAJ, EBSCO, New-Jour, Open J-Gate, Celdes, CNPIEC, Google Scholar, Microsoft Academic Search, Naviga (Softweco), Primo Central (ExLibris), Summon (Serials Solutions/ProQuest), TDOne (TDNet), WorldCat (OCLC), TÜBİTAK/ULAKBİM, Türk Medline and the Turkish Citation Index.

Editor-in-Chief**Dr. Ümit Çobanoğlu**

Karadeniz Technical University, Faculty of Medicine
Department of Pathology,
61080 Trabzon, Turkey
Tel : +90 (532) 375 38 60
Fax: +90 (462) 325 22 70
E-mail: drumitcoban@gmail.com

Advertising and Publishing Services

Buluş Design and Printing
Bahriye Üçok Caddesi No: 9/1
Beşevler, 06500, Ankara, Turkey
Tel : +90 (312) 223 55 44; +90 (312) 222 44 06
Fax: +90 (312) 222 44 07
E-mail: can@bulustasarim.com.tr

Permission Requests

Manuscripts, figures and tables published in the Turkish Journal of Pathology can be reproduced, archived in a retrieval system, by providing proper citations. If there are advertising purposes for using Federation's intellectual properties please contact the Federation of Turkish Pathology Societies.

Subscriptions

Tables of contents, abstracts and full texts of all articles published are accessible free of charge through the web site <http://www.turkjpath.org> since 2006.

Material Disclaimer

Scientific and legal responsibilities pertaining to the papers belong to the authors. Contents of the manuscripts and accuracy of references are also at the authors' responsibility. The Federation of Turkish Pathology Societies, Editor-in-Chief, Editors, Editorial and Advisory Board members and the Publisher decline responsibility for errors or any consequences arising from the use of information contained in this journal.

Open Access Policy

Turkish Journal of Pathology adopts open access policy. Open access to information benefits the humanity as it improves the global value of information. Turkish Journal of Pathology also supports the Budapest Open Access Initiative that was signed on September 12, 2012. Thus, the open access policies adopted by the editorial board of Turkish Journal of Pathology can be found at <http://www.budapestopenaccessinitiative.org/boai-10-recommendations>.

All articles published in Turkish Journal of Pathology are licensed with "Creative Commons Attribution 4.0 International License". This license entitles all parties to copy, share and redistribute all the articles, data sets, figures and supplementary files published in this journal in data mining, search engines, web sites, blogs and other digital platforms under the condition of providing references. Open access is an approach that eases the interdisciplinary communication and encourages cooperation among different disciplines. Turkish Journal of Pathology, therefore, contributes to its own field by providing more access to its articles and a more transparent review process.

INSTRUCTIONS FOR AUTHORS

1. Turkish Journal of Pathology (<http://www.turkjpath.org>) (ISSN:1018-5615 / E-ISSN:1309-5730) is the official journal of the Federation of Turkish Pathology Societies. The Journal is a peer-reviewed scientific journal published every four months, three times a year (January, May, September), and aims to reach all relevant national and international medical institutions and persons in electronic versions free of charge. Articles in English are welcomed.
2. The Journal is devoted to the continuing education of national and international practicing pathologists, and to provide a forum for social and scientific communication in the field. Studies that emphasize these aims provide the basis of publication, including original articles, case reports, reviews, abstracts from annual meetings, letters to the editor, book reviews, biographies and articles with social content. The Turkish Journal of Pathology accepts only invited review articles.
3. A submitted article must not have been previously published in print or electronic format and must not be under consideration for publication at another journal or electronic media, and, if accepted, must not be published elsewhere in any languages in a similar form. Articles presented at a meeting or symposium or in electronic form are accepted if this is stated.

4. ADVERTISING

The Turkish Journal of Pathology accepts advertising for products and services that are of interest to users professionally. The decision of acceptance is subject to consultation with the journal's editorial team. The editorial team reserves the right to accept and reject advertising proposals.

5. REVENUE SOURCES

The sources of income of the Turkish Journal of Pathology include institutional support (Federation of the Turkish Pathology Societies) and display advertising for pharmaceutical and non-pharmaceutical products.

6. AUTHORSHIP & CONTRIBUTORSHIP CRITERIA

Every author specified in the study should have properly contributed to the article, should meet the authorship criteria and should be responsible for the contributed content. Each section in the article regarding study results and integrity should be under the responsibility of at least one author.

The Turkish Journal of Pathology accepts the criteria of the International Committee of Medical Journal Editors (<http://www.icmje.org/>). The author should accordingly;

1. Make a significant contribution to the planning and design or analysis or interpretation or both of the study,
2. Make a contribution to the writing or revision of scientific content of the article,
3. Approve the final version of the article that is going to be published,
4. Accept responsibility for the appropriate analysis and resolution of questions related to the integrity and accuracy of a section of a study and for all aspects of the study.

For multicenter studies, all declared authors should meet the above authorship criteria. Contribution such as searching for and finding financial support for the study or only collecting data or general help and guidance for those conducting the study do not confer the right to authorship. Individuals who have contributed to the study but do not meet authorship criteria can be included in the "Acknowledgements" section after their consent is obtained. The

author order should be the joint decision of all authors. The editor can ask the individual contribution of each author and may find it appropriate to publish this information to prevent an unnecessary increase in the number of authors or unfair academic or similar benefits.

7. ETHICAL RESPONSIBILITY

Authors are responsible for their articles' conformity to ethical rules. The study protocol for human experimentation must conform the ethical guidelines established in the World Medical Association Declaration of Helsinki (<http://www.healthscience.net/resources/declaration-of-helsinki/>). Therefore, all articles submitted for publication must specify that the ethical standards of the above committee were adhered to. Any necessary permission documents from local and international ethic committees must also be sent with the article. Authors must specify in the method(s) section that they performed the study according to these principles and that they obtained "informed consent" from their institution's ethic committees and the participants.

Articles reporting the results of experimental studies on animals must include a statement that study protocol was approved by the animal ethics committee of the relevant institution and that the study was conducted in accordance with "Guide for the Care and Use of Laboratory Animals" (<http://www.nap.edu/catalog/5140.html>). Authors must send the approval of the relevant ethics committee with the article.

If any previously published quoted passages, tables, figures, etc. are used in the article, authors should obtain written permission from the publication rights holders and the authors, and should specify this in the article.

Conflicts of Interest:

A conflict of interest is defined as any financial, personal, academically competitive or intellectual relationship between the author, referee or editor that involves article submission, referee evaluation, editorial decision and author-referee-editor correspondence and that could lead to a prejudiced and unfair action during the evaluation stage.

The authors must declare any financial relationship or conflict of interest areas that need to be known regarding the study. All financial contributions and sponsorships for the study and all financial relationships and conflict of interest areas should be included in the copyright transfer form that accompanies the article. The authors must explain the study sponsor's role in collecting, evaluating and analyzing the data, writing the article and submitting it for publication. If there is no conflict of interest, this section must include a "The authors declare no conflict of interest" statement. All sources of funding should be mentioned in the manuscript.

The evaluation process for the article is not started if a conflict of interest statement signed by corresponding author is not present at the time the article is sent. If a conflict of interest becomes apparent after the article is published, the journal may make an official correction or withdraw the entire article.

The referees also need to declare all their interests that they feel may represent a potential conflict of interest. The referees must declare to the editor any conflicts of interest that may prejudice their evaluation of the article and must avoid such evaluation of certain articles if a potential prejudice is present.

The editors who will make the final decision on the articles cannot have any personal, professional or financial relationship with any of the authors of the articles they will decide on. The editors will also try to avoid any referees who have a possible conflict of interest, for example those working in the same department or facility as any of the authors.

The editors and publisher assume no responsibility regarding features and explanations of any commercial products advertised in the journal.

Turkish Journal of Pathology requires all authors to acknowledge, on the title page of their manuscript, all funding sources that supported their work, as well as all institutional or corporate affiliations of the authors that might pose a conflict of interest in connection with the submitted manuscript.

The confidentiality and privacy of patients and study participants:

Authors should avoid descriptive information such as patient names, initials, reference numbers or photographs in their article. Such information can be published if absolutely necessary for scientific reasons and only after obtaining written "informed consent" from the patient (or parents, or guardian). The article must also state that "informed consent" was obtained.

8. RELATIONS WITH EDITOR(S), AUTHOR(S) AND REFEREE(S)

Editors do not share information regarding articles (article receipt, review process, referee opinions or final results) with anyone except authors and referees. Referees and editorial board members cannot discuss articles in a public manner. Editors must send copies of the article to the editor once their review is complete. Referee reviews cannot be printed or disclosed without permission of the author and editor. Care is taken to keep the identities of the referees. In some cases, the editor may decide to send referee opinions on the article to other referees reviewing the same article to inform them during the process. All articles submitted will be subjected to peer review by the editorial board, and the authors will be informed within four weeks. Editorial board reserves the right to make some revisions in the article. Revised articles should also be accompanied by a unique letter with responses to reviewers' comments. Articles that do not comply with the journal requirements listed below may be returned without review at the discretion of the editors. If the journal requests a revision, the author(s) should submit the revised version within six months. Otherwise, it will be considered a new submission.

9. PREPARATION OF ARTICLE

Articles should be typed in 12 pt (Times New Roman), double spaced throughout with margins of 2.5 cm, and pages must be numbered on the right upper corner. Manuscripts must be in accordance with the International Committee of Medical Journal Editors: Uniform Requirements for Manuscripts Submitted to Biomedical Journals (<http://www.icmje.org/>). Original articles should not exceed 15 double spaced typewritten pages, and case reports should not exceed 10 pages. Articles should be sent in either "doc" or "txt" format and organized as follows:

- a. **Title page:** The title page should contain the article title, authors' names, academic titles and affiliations, a running title not exceeding 40 characters and the address for manuscript correspondence including e-mail address and telephone and fax numbers. If the article was presented at a scientific meeting, a complete statement including the date and place of the meeting should be provided.
- b. **Abstract and key words:** All articles should contain an abstract. Abstracts must be no longer than 250 words. The abstracts should be structured [objective, materials and methods, results and conclusions]. Case reports should also include a structured abstract [objective, case report(s), and conclusion]. Abbreviations should not be used in the abstract.

The authors should list three to five key words or phrases taken from Index Medicus Medical Subject Headings (<http://www.nlm.nih.gov/mesh/MBrowser.html>).

- c. **Text:** Original articles should be organized in four main headings: introduction, material and method, results, and discussion. Define abbreviations at first mention in the text and in each table and figure. If a brand name is cited, supply the manufacturer's name and address (city and state/country). Case reports should include the following identifiable sections: introduction, case report(s), and discussion. An "acknowledgement(s)" section may be added following these sections to thank those who helped the study or preparation of the article, if any. The acknowledgements are placed at the end of the article, before the references. This section contains statements of gratitude for personal, technical or material help, etc.
- d. **References:** References should be arranged according to the "Uniform Requirements for Manuscripts Submitted to Biomedical Journals" rules developed by "International Committee of Medical Journal Editors (ICMJE)". Some examples have been provided for frequently used reference types. The http://www.nlm.nih.gov/bsd/uniform_requirements.html site should be used for guidance on other types of references not provided here. Each reference should be numbered and listed according to their order in the text. They should be referred to in parentheses at the end of sentences within the text. The author(s) are responsible for the accuracy of the references. Journal titles should be abbreviated according to Index Medicus. Refer to the "List of Journals Indexed in Index Medicus" for abbreviations of journal names, or access the list at <http://www.nlm.nih.gov/tsd/serials/lji.html>. Abbreviations are not used for journals not in the Index Medicus. Only published articles or articles "in press" can be used in references. All authors names must be written, do not use "et al". Authors must add the DOI and/or PMID numbers to the end of each citation.

Journals:

Halpern SD, Ubel PA, Caplan AL. Solid-organ transplantation in HIV-infected patients. *N Engl J Med.* 2002;347:284-7. PMID: 12140307 DOI: 10.1056/NEJMs020632

Books:

Breedlove GK, Schorfheide AM. Adolescent pregnancy. 2nd ed. Wiczorek RR, editor. White Plains (NY): March of Dimes Education Services; 2001.

Book chapters:

Meltzer PS, Kallioniemi A, Trent JM. Chromosome alterations in human solid tumors. In: Vogelstein B, Kinzler KW, editors. The genetic basis of human cancer. New York: McGraw-Hill; 2002. 93-113.

Meeting announcements:

Christensen S, Oppacher F. An analysis of Koza's computational effort statistic for genetic programming. In: Foster JA, Lutton E, Miller J, Ryan C, Tettamanzi AG, editors. Genetic programming. EuroGP 2002: Proceedings of the 5th European Conference on Genetic Programming; 2002 Apr 3-5; Kinsdale, Ireland. Berlin: Springer; 2002. p. 182-91.

- e. **Tables:** Each table must be typed double-spaced on a separate page following the references. Tables should be numbered consecutively with Roman numerals in order of appearance in the text and should include a short descriptive title typed directly above and essential footnotes including definitions of abbreviations below. They should be self-explanatory and should supplement rather than duplicate the material in the text.
- f. **Figures:** All figures should be numbered sequentially in the text with Arabic numbers and should be referred to in parentheses within the text. Art should be created / scanned and saved as

either TIFF or JPEG format, submitted as a separate file, and not embedded in the text file. Electronic photographs, radiographs, CT scans, and scanned images must have a resolution of at least 300 dpi and 1200x960 pixels. Writing any text on the figures should be avoided as much as possible.

- g. **Figure legends:** Include legends for all figures. Legends should appear on a separate page after the tables, should be brief and specific, and should include magnification and the stain used. Abbreviations and symbols used in the figures must be denoted in the legend.

10. SUBMISSION OF ARTICLES

All manuscripts must be submitted on-line through the web site (<http://www.turkjpath.org/submit>). The corresponding author should upload the "Turkish Journal of Pathology Author Responsibility and Copyright Transfer Form" with the main manuscript. The copyright transfer form can be downloaded from "http://www.turkjpath.org/copyright_transfer_form.doc"

11. REPRINTS

Authors will receive a complimentary electronic (PDF) reprint of the article. No hardcopy complimentary reprints are provided by the publisher.

12. COPYRIGHT

Copyright of an accepted article should be transferred to the Federation of Turkish Pathology Societies. This transfer covers the exclusive rights to reproduce and distribute the article.

Authors may make this published article available free on-line provided that the source of the published article is cited and the Federation of Turkish Pathology Societies is mentioned as copyright holder. In such a case, a link to the original article in Turkish Journal of Pathology accompanied by the following statement should also be created: "The original article is available at <http://www.turkjpath.org>". All articles published in this journal are protected by copyright. Manuscripts, figures and tables published in the Turkish Journal of Pathology can be reproduced, archived in a retrieval system, by providing proper citations. If there are advertising purposes for using Federation's intellectual properties please contact the Federation of Turkish Pathology Societies. The Federation of Turkish Pathology Societies does not accept any legal responsibility for errors, omissions or claims with respect to information published in the Journal. The "Turkish Journal of Pathology Author Responsibility and Copyright Transfer Form"

must be filled out and uploaded by the corresponding author with the main manuscript. If the form is not completed as instructed by the primary author, the manuscript will not be considered for peer review. Each author should have participated sufficiently in the work, and the corresponding author should state this. Each field may include more than one author. The corresponding author accepts that all information included in the manuscript is complete and has been agreed on by all authors. Any conflict of interest obtained by financial or personal relationship and/or financial and material support should be reported by the corresponding author.

13. OPEN ACCESS POLICY

Turkish Journal of Pathology adopts open access policy. Open access to information benefits the humanity as it improves the global value of information. Turkish Journal of Pathology also supports the Budapest Open Access Initiative that was signed on September 12, 2012. Thus, the open access policies adopted by the editorial board of Turkish Journal of Pathology can be found at <http://www.budapestopenaccessinitiative.org/boai-10-recommendations>.

All articles published in Turkish Journal of Pathology are licensed with "Creative Commons Attribution 4.0 International License". This license entitles all parties to copy, share and redistribute all the articles, data sets, figures and supplementary files published in this journal in data mining, search engines, web sites, blogs and other digital platforms under the condition of providing references. Open access is an approach that eases the interdisciplinary communication and encourages cooperation among different disciplines. Turkish Journal of Pathology, therefore, contributes to its own field by providing more access to its articles and a more transparent review process.

14. EDITORIAL CORRESPONDENCE

Dr. Ümit Çobanoğlu (Editor-in-Chief)
Karadeniz Teknik Üniversitesi, Tıp Fakültesi,
Tıbbi Patoloji Anabilim Dalı, 61080 Trabzon, Turkey
Tel: +90 (462) 377 54 09; +90 (532) 375 38 60
E-mail: drumitcoban@gmail.com

15. PUBLISHER CORRESPONDENCE

Buluş Design and Printing
Bahriye Üçok Caddesi No: 9/1, Beşevler,
06500, Ankara, Turkey
Tel : +90 (312) 223 55 44; +90 (312) 222 44 06
Fax: +90 (312) 222 44 07
E-mail: bulus@bulustasarim.com.tr

2018 Annual Award for the Best Scientific Article Published in the Turkish Journal of Pathology

BRAF V600 Mutation Profile of Metastatic Melanoma in the Thrace Region of Turkey

Nuray CAN,
Ebru TAŞTEKİN,
Tülin DENİZ YALTA,
Necdet SÜT,
Selma KORKMAZ,
Ufuk USTA,
Fulya ÖZ PUYAN,
Ezgi GENÇ,
Mert CEZİK,
Busem BİNBOĞA TUTUĞ,
Osman KÖSTEK,
Hilmi TOZKIR

DOI: 10.5146/tjpath.2018.01422

http://www.turkjpath.org/pdf/pdf_TPD_1859.pdf

Best Reviewer Awards of 2018

Ebru ÇAKIR
Funda EREN
Havva Serap TORU





International PathArt Microscopic Photography Contest

The “International PathArt Microscopic Photography Contest” was held for the second time with the contributions of the Turkish Journal of Pathology and the Federation of Pathology Associations. Our colleagues from various countries with PathArt work have been invited to compete via social media and in a short period of time, a significant number of national and international participants have taken part in the contest. Incoming photos were presented to everyone on social media. Three weeks later, taking into account the effects on social media the photographs were evaluated by the jury and the winning photos were determined. These photos can be found at http://www.turkjpath.org/contest_2018.php. All the photos participating in the contest were exhibited at the 28th National Pathology Congress Center. The first three photographs were awarded to be published as a cover photo in the current issue of the Turkish Journal of Pathology.

1st place: **Kayhan Başak, Turkey**

2nd place: **Luis Humberto Cruz Contreras, Mexico**

3rd place: **Linda Johnston, Canada**

We are all waiting for you to participate in the contest we are trying to traditionalize in the upcoming years.



CONTENTS

ORIGINAL ARTICLES

1

Differential Expression of EGFR-1, MMP-3, and MMP-9 in Spontaneous Abortions, Induced Abortions, and Tubal Pregnancies

Mahi BALCI, Gülhan ÖZDEMİR

9

Clinical Significance of Granulation Pattern in Corticotroph Pituitary Adenomas

Sema ÇİFTÇİ DOĞANŞEN, Bilge BİLGİÇ, Gülşah YENİDÜNYA YALIN, Seher TANRIKULU, Sema YARMAN

15

Proliferation Marker (Ki67) in Sub-Categorization of Neuroendocrine Tumours of the Lung

Rashi GARG, Amanjit BAL, Ashim DAS, Navneet SINGH, Harkant SINGH

22

Diagnostic Value of Glucose Transporter 1 (GLUT-1) Expression in Nested Variant of Urothelial Carcinoma

Ceren BOYACI, Kemal BEHZATOĞLU

28

Placenta, Secret Witness of Infant Morbidities:**The Relationship Between Placental Histology and Outcome of the Premature Infant**

Ufuk ÇAKIR, Duran YILDIZ, Dilek KAHVEÇİOĞLU, Emel OKULU, Serdar ALAN, Ömer ERDEVE, Aylin OKÇU HEPER, Begüm ATASAY, Saadet ARSAN

36

Detection of Anaplastic Lymphoma Kinase Gene Re-Arrangement in Non-Small Cell Lung Carcinoma in the Indian Population:**Comparison of Techniques and Immunohistochemistry Clones**

Saumya SHUKLA, Rahul Kumar PANDEY, Surya KANT, Rajiv GARG, Nidhi ANAND, Ram Awadh Singh KUSHWAHA, Kiran Preet MALHOTRA, Anand SRIVASTAVA, Madan Lal Brahma BHATT, Nuzhat HUSAIN

46

Frozen Section Evaluation in Head and Neck Oncosurgery:**An Initial Experience in a Tertiary Cancer Center**

Sangeetha K NAYANAR, Aswathi KRISHNAN M, Mrudula K I, Sajith Babu THAVAROOOL P, Shivakumar THIAGARAJAN

CASE REPORTS

52**Primary Clear Cell Renal Cell Carcinoma with Marked Intraluminal Mucin Secretion**

Oğuzhan OKCU, Kemal BEHZATOĞLU, Yasemin ÇAKIR, Esra PAŞAOĞLU, Uğur YÜCETAŞ

55**Tricuspid Valve Hemangioma Associated with Hypoplastic Left Heart Syndrome Presenting as Sudden Infant Death Syndrome**

Brijnandan GUPTA, Shouriyu GHOSH, Maikal KUJUR, Khushbu KHETAN, Tarun KUMAR

58**Fascioliasis: A Rare Parasitic Infection-Mimicking Tumor in the Liver: Report of Two Cases**

Emine ŞAMDANCI, Nurhan ŞAHİN, Adile Ferda DAĞLI, Ayşe Nur AKATLI, Nasuhi Engin AYDIN

61**Teratoid Wilms Tumor: Report of Three Cases and Review of the Literature**

Doaa AL GHAMDI, Nasir BAKSHI, Mohammed AKHTAR

69**Primary Retroperitoneal Teratoma with Predominant Neurogenic Elements Masquerading as Adrenal Tumor**

Sonam SHARMA, Leelavathi DAWSON, Ashish Kumar MANDAL

74**Hodgkin Lymphoma in a Case of Chronic Myeloid Leukemia Treated with Tyrosine Kinase Inhibitors**

Smeeta GAJENDRA, Archana SHARMA, Rashi SHARMA, Sunil Kumar GUPTA, Nitin SOOD, Ritesh SACHDEV

79**Clear Cell Myoepithelial Carcinoma of the Upper Lip - A Rare Case Report**

Swati GOTMARE, Anish GUPTA, Megha JAIN, Mandavi WAGHMARE